



GHG 721 1001 R0013



GHG 721 1001 R0003



GHG 721 0001 R0005



GHG 721 0001 R0001

Technical data

GHG 721 00 up to 26 terminals | GHG 721 10 up to 48 terminals

Marking accd. to 2014/34/EU	⊕ II 2 G Ex e IIC T4/T5/T6 Gb / ⊕ II 2 D Ex tb IIIC T80 °C/T95 °C Db IP6X
EC-Type Examination Certificate	BVS 13 ATEX 013X
IECEX Certificate of Conformity	IECEX BVS 13.0031X
Marking accd. to IECEx	Ex e IIC T4/T5 Gb Ex tb IIIC T80 °C/T95 °C/ Db IP6X
Permissible ambient temperature	-20 °C to +40 °C -55 °C to +55 °C (option)
Rated voltage	690 V
Rated current	depends on terminal mounting
Protection class	I
Degree of protection accd. to EN 60529	IP66
Enclosure material	glass-fibre reinforced polyester
Enclosure colour	black

GHG 721 00 up to 26 terminals

Connecting terminals	up to 16 mm ²							
Dimensions (L x W x H)	165 x 165 x 131.5 mm							
Weight	approx. 1.1 kg							
Drillings/cable glands	M12	M16	M20	M25	M32	M40	M50	M63
Max. number down	35	20	12	11	6	4	2	2
Max. number flange plastic	11	6	4	3	2	1	1	-
Max. number flange metal	-	-	3	2	1	-	-	-
Terminal mounting space on the terminal rail	140 mm							
Max. number of terminals acc. to certification	2.5 mm ² 26	4 mm ² 22	6 mm ² 17	10 mm ² 13	16 mm ² 11			

GHG 721 10 up to 48 terminals

Connecting terminals	up to 16 mm ²							
Dimensions (L x W x H)	165 x 285 x 150 mm							
Weight	approx. 1.7 kg							
Drillings/cable glands	M12	M16	M20	M25	M32	M40	M50	M63
Max. number down	75	42	32	21	11	8	4	3
Max. number flange plastic	46	25	20	11	8	4	3	2
Max. number flange metal	-	-	12	9	5	3	3	2
Terminal mounting space on the terminal rail	262 mm							
Max. number of terminals acc. to certification	2.5 mm ² 48	4 mm ² 40	6 mm ² 30	10 mm ² 24	16 mm ² 20			

GHG721 Ex-e/Ex-i terminal box



GHG 721 0001 R0001



GHG 721 0001 R0011



GHG 721 1001 R0003



GHG 721 1001 R0004

Ordering details

Content	Cable gland	No. of terminals	Order No.
Type 721 00 up to 26 terminals assembled with screw terminals 2 x 2.5 mm² + PE/PA-rail 2.5 mm²			
Ex-e	1 x M32 cable gland 3 x M32 for 4 cable	24 x Ex-e 12 x PE/PA	GHG 721 0001 R0005
Ex-i	1 x M32 cable gland 3 x M32 for 4 cable	24 x Ex-i 12 x PE/PA	GHG 721 0001 R0006
Ex-e	1 x M32 cable gland 12 x M20 cable gland	24 x Ex-e 12 x PE/PA	GHG 721 0001 R0007
Ex-i	1 x M32 cable gland 12 x M20 cable gland	24 x Ex-i 12 x PE/PA	GHG 721 0001 R0008
Type 721 00 up to 26 terminals assembled with screwless terminals 2 x 2.5 mm² + PE/PA-rail 2.5 mm²			
Ex-i	1 x M32 cable gland 3 x M32 for 4 cable	24 x Ex-i 12 x PE/PA	GHG 721 0001 R0010
Ex-e	1 x M32 cable gland 12 x M20 cable gland	24 x Ex-e 12 x PE/PA	GHG 721 0001 R0011
Ex-i	1 x M32 cable gland 12 x M20 cable gland	24 x Ex-i 12 x PE/PA	GHG 721 0001 R0012
Type 721 10 up to 48 terminals assembled with screw terminals 2 x 2.5 mm² + PE/PA-rail 2.5 mm²			
Ex-e	without drilling	1 x Ex-e ¹⁾ / 24 x PE	GHG 721 1001 R0003
Type 721 10 up to 48 terminals assembled with screw terminals 2 x 2.5 mm² + PE/PA-rail 2.5 mm²			
Ex-i	1 x M40 Ø 16-28 mm 6 x M32 for 4 cable	48 x Ex-i 24 x PE/PA	GHG 721 1001 R0013
Ex-e	1 x M40 Ø 16-28 mm 24 x M20 cable gland	48 x Ex-e 24 x PE/PA	GHG 721 1001 R0004
Ex-i	1 x M40 Ø 16-28 mm 24 x M20 cable gland	48 x Ex-i 24 x PE/PA	GHG 721 1001 R0015
Type 721 10 up to 48 terminals assembled with screwless terminals 2 x 2.5 mm² + PE/PA-rail 2.5 mm²			
Ex-i	1 x M40 Ø 16-28 mm 6 x M32 for 4 cable	48 x Ex-i 24 x PE/PA	GHG 721 1001 R0017
Ex-e	1 x M40 Ø 16-28 mm 24 x M20 cable gland	48 x Ex-e 24 x PE/PA	GHG 721 1001 R0018
Ex-i	1 x M40 Ø 16-28 mm 24 x M20 cable gland	48 x Ex-i 24 x PE/PA	GHG 721 1001 R0019

¹⁾ according to type examination certificate individual extensible
Other versions available on request



GHG 721 1001 R0004



GHG 721 1001 R0003



GHG 721 0001 R0011



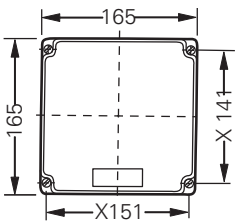
GHG 721 0001 R0001

Accessories

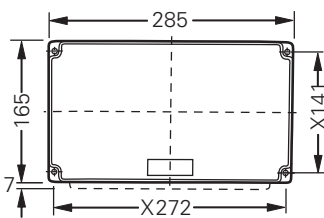
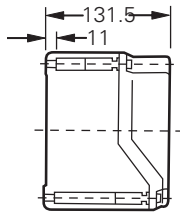
Type	Application	Fixing method	Order No.
Mounting plate for junction box 721 00			
Size 2A	Wall mounting	screwless mounting	GHG 610 1953 R0107
Size 2A	Trellis mounting	screwless mounting	GHG 610 1953 R0109
Size 2A	Pipe clamp	screwless mounting	GHG 610 1953 R0108
Protective canopy size 2A	for mounting plate size 2A		GHG 610 1955 R0103
Mounting plate for junction box 721 10			
Size 3	Wall mounting	screwless mounting	GHG 610 1953 R0107
Size 3	Trellis mounting	screwless mounting	GHG 610 1953 R0109
Size 3	Pipe clamp	screwless mounting	GHG 610 1953 R0108
Protective canopy size 3	for mounting plate size 3		GHG 610 1955 R0104

Details for accessories see page 2.2.80 up to 2.2.84.

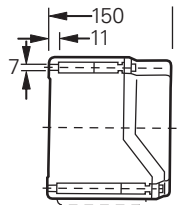
Dimension drawing



Type 721 00



Type 721 10



X = fixing dimensions